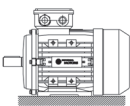
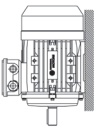
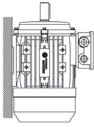
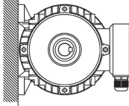
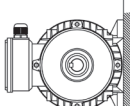
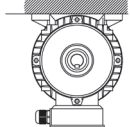
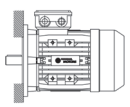
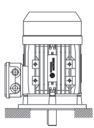
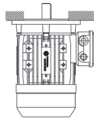
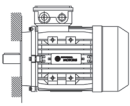
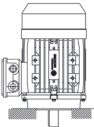
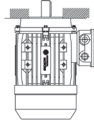
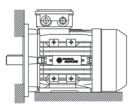
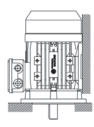
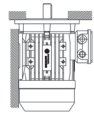
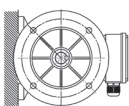
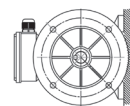
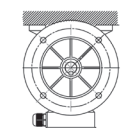
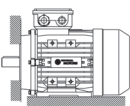
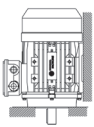
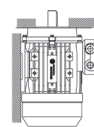
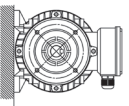

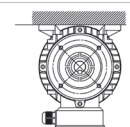


REFERENCE STANDARDS

Characteristics	IEC 60034-1
Power and dimensions	IEC 60072
Protection degree	IEC 60034-5
Cooling method	IEC 60034-6
Mounting	IEC 60034-7
Insulation	IEC 60085
Terminal marking	IEC 60034-8
Noise limits	IEC 60034-9
Mechanical vibrations	IEC 60034-14

MOUNTING ARRANGEMENTS

Foot						
	B3 IM1001	V5 IM1011	V6 IM1031	B6 IM1051	B7 IM1061	B8 IM1071
Flange FF						
	B5 IM3001	V1 IM3011	V3 IM3031			
Flange FT						
	B14 IM3601	V18 IM3611	V19 IM3631			
Foot+Flange FF						
	B35 IM2001	V15 IM2011	V36 IM2031	B6/B5 IM2051	B7/B5 IM2061	B8/B5 IM2071
Foot+Flange FT						
	B34 IM2101	IM2111	IM2131	IM2151	IM2161	IM2171